



President's Message

Hello January!

First question. Did you survive the holidays? The weather in our little village (ice storms and power outages) certainly put a new spin on holiday get-togethers. Maybe we should have Christmas in July (just kidding!).

Did you make any resolutions this year? I do not usually make resolutions, but I sort of have a list of goals, you know... the things I need to work on. I am a list maker so here goes:

1. Looking after my houseplants. Always top of the list as I need a little plant life in my life. They have been slightly overlooked in the past several weeks so now checking for bugs, developing a proper watering schedule, and rotating the pots for even light.
2. Plan smart. There are a few virtual meetings/webinars on the horizon from groups like Grey Master Gardeners and few in person seminars that look interesting. I need to plan travel time, not just a cup of coffee in front of the computer.
3. Read more. I have not received any seed catalogues this year. My guess is that "they" would like us to view and to shop online. I really do like the more personal in-store approach! I do have a few magazines that I will be bringing to the January meeting for the "free stuff" table. Maybe you have a few we could trade?

Your GHS executive board members have been working on plans for an interesting, informative, and just plain fun next few months and 2026 going forward.

I would like to wish all our members, friends in gardening and families a wonderful New Year. Here's to many great gardening adventures in 2026!

Let's keep in touch.

-Carol Mathison

In This Issue:

- President's Message
- Next Meeting
- Photo Contest
- November Workshop Photos
- Reflowering Your Poinsettia
- Upcoming Events
- 2026 Renewal Form



Next Meeting-WEDNESDAY, January 21, 2026, 7:30 p.m.

St. John's Church, 11 Guelph St. Georgetown



"Anything but Grass"- Don Scallen

Don Scallen is a writer and naturalist who lives in Georgetown. He will speak about transforming lawns into more interesting and ecologically rich landscapes.

Photo Contest

January 21, 2026

Class A- Garden beds or landscapes (at any time of the year)

Class B- Flowers or foliage (flowers, trees, leaves)

Class C- Creatures or critters in the garden (animal or insects)

Class D- Autumn (changing colours)

Class E- Garden images (anything else)


- Photographs are to be garden related
 - You may enter up to three photos per class
 - Photos may have been taken at any time
 - Colour, black and white prints, using any type of camera or software
 - 4 x 6 inch photos only and photos must fill the entire area, no borders
-
- Photo entries are from 6:30 pm until 7:15 pm only
 - Your photos will be placed in a frame by photo contest volunteers

Please see the 2025 yearbook or the GHS website for further rules and information.




November Meeting-Workshop

Members of the GHS enjoyed the workshop that was held at our November meeting. Vases were decorated for three Paperwhite daffodil bulbs that bloomed just in time for Christmas. The holiday treats were delicious.



Karen Mattan's Paperwhites blooming at Christmas.



Reflowering your poinsettia


If you cannot bear to throw your poinsettia out when it is finished providing colour, you may want to try your hand at reflowering your poinsettia next year.

December	Full bloom. Water as needed.
April	Colour fades. Keep near sunny window and fertilize when new growth appears. Cut back stems to about 20 cm.
June 1	Repot if necessary. Fertilize with a balanced formula 20-20-20. Continue to water when dry to touch. Move outside if temperatures do not fall below 10°C. Place in light shade.
Late August	Take inside. Cut stems back, leaving three or four leaves per shoot. Sunny window. Water and fertilize as needed.
Sept. 20 'til December 1	Keep in light only from 8 a.m. to 5 p.m. Put in dark (NO LIGHTS) 5 p.m. to 8 a.m.

Remember the key to success: Follow the strict light/dark instructions carefully.



Upcoming Events



2026 Membership Renewal

Membership renewal for 2026 is now due. Our fees remain the same as 2025, \$20 for single and \$25 for family. There is a registration form on the next page.

Please note that all members must complete a form. All Life members (member for 20 years or more) must also complete a form in order to continue as a member. Please print form and either mail/drop off to address on form or bring to a meeting. Forms are also available to fill out at a meeting.





Georgetown Horticultural Society (GHS) 2026 Membership Form

New Member

Renewal

Annual Membership Dues Fees are payable by cash, cheque or e-transfer.

Single Member -\$20

Family Member-\$25

Life Member

Name: _____

Email: _____ **Phone:** _____

Street Address: _____

City/Town: _____ **Postal Code:** _____

Second Family Member Name: _____

Email: _____ **Phone:** _____

Photo Release and Communication Consent

I give Georgetown Horticultural Society permission to use photographs of the above-named members in GHS publications including yearbook, website, newsletters and Facebook.

Yes

No

I give Georgetown Horticultural Society permission to include the contact information of the above-named members in the GHS annual yearbook.

Yes

No

I give Georgetown Horticultural Society permission to send emails to the above-named members to communicate information regarding newsletters, events and other relevant information.

Yes

No

Volunteering is a great way to meet other members! We rely on members to help with various tasks. Please let us know if you are interested in helping.

Refreshments

Community Gardens

Plant Sale

Flower Shows

Garden Tour

Executive Member

Please complete the form and return to: georghortmembership@gmail.com or mail to 36 Preston St. Georgetown, L7G 5V5 or at a meeting.

Cash

Cheque

E-transfer (geohort2020@gmail.com)